



Camera di Commercio
Molise



RICREA
CONSORZIO NAZIONALE RICICLO
E RECUPERO IMBALLAGGI ACCIAIO



SYMBI
Interreg Europe



European Union
European Regional
Development Fund

” How to stimulate secondary raw material markets”

*“Material stewardship – steel packaging
The Italian Steel Recycling Consortium”*

Valentina Rè – Consorzio RICREA

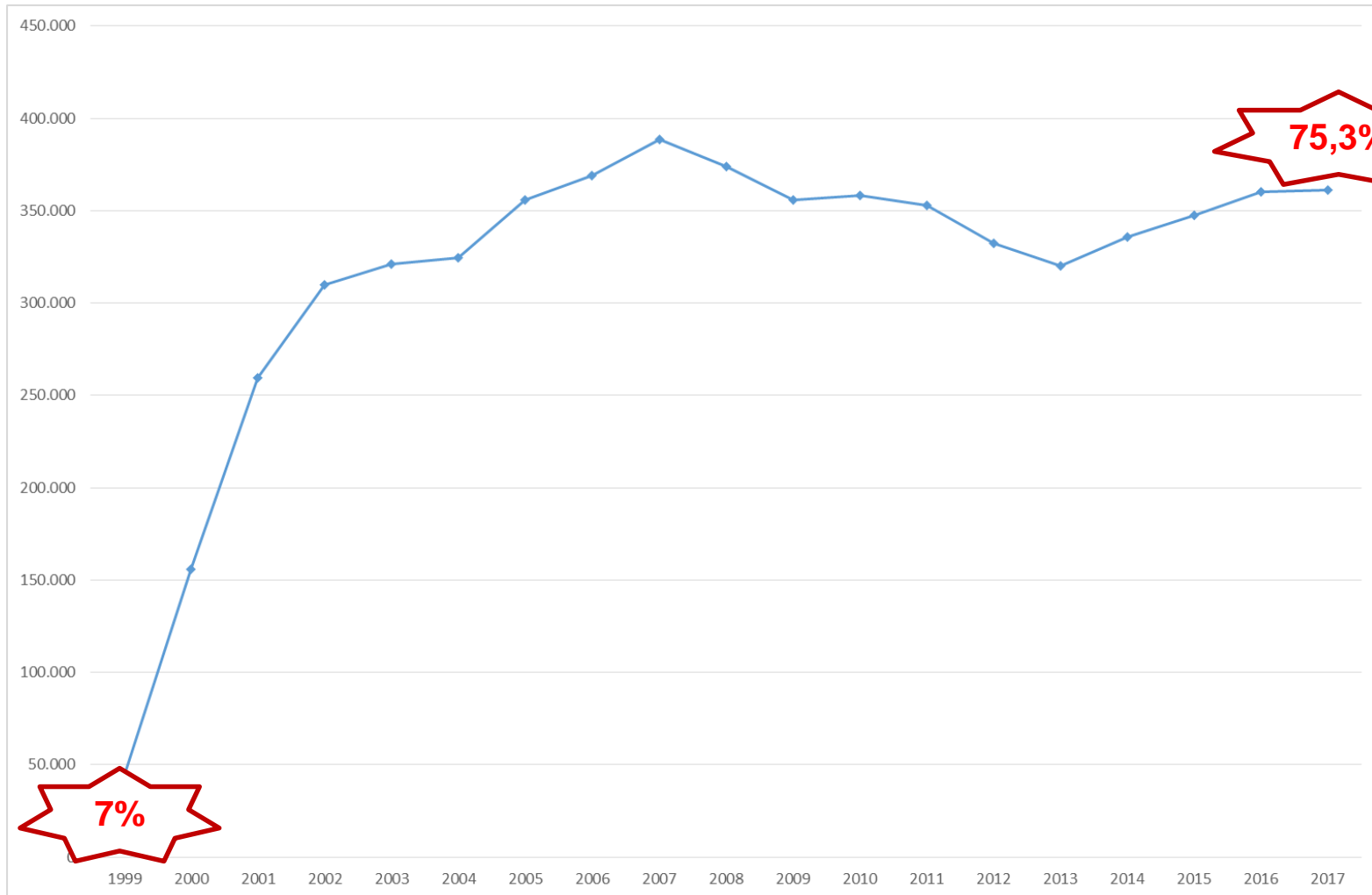
RICREA: Birth, Purpose & Goal

- The National Steel Consortium (RICREA) was established on 18 November 1997
- RICREA is a modern, efficient recycling organization
- RICREA brings together suppliers, importers and manufacturers of steel packaging
 - Today: 278 consortium members
- Aim of RICREA:
 - Recover a minimum of 50% of steel packaging placed on the market
 - Inform users about best process of waste treatment
 - Coordinate collection flows
 - Ensure recycling at steel mills

RICREA key numbers

			2015	2016	2017 forecast
SPECIFIC INDICATORS	Packaging consumption (including imports)	K Ton	474	473	480
	Total amount collected	K Ton	410	438	430
	Total amount recycled	K Ton	348	360	361
	% Packaging recycled compared to packaging consumption	%	73,4%	76,1%	75,3%
GENERAL INDICATORS	Municipalities covered by ANCI- CONAI agreement	n.	5.750	5.621	5.666
	% Municipalities involved in Italy	%	71%	70%	71%
	Population covered by ANCI- CONAI agreement	Mln ab.	48,8	49,5	49,9
	% Population covered	%	82%	81%	82%

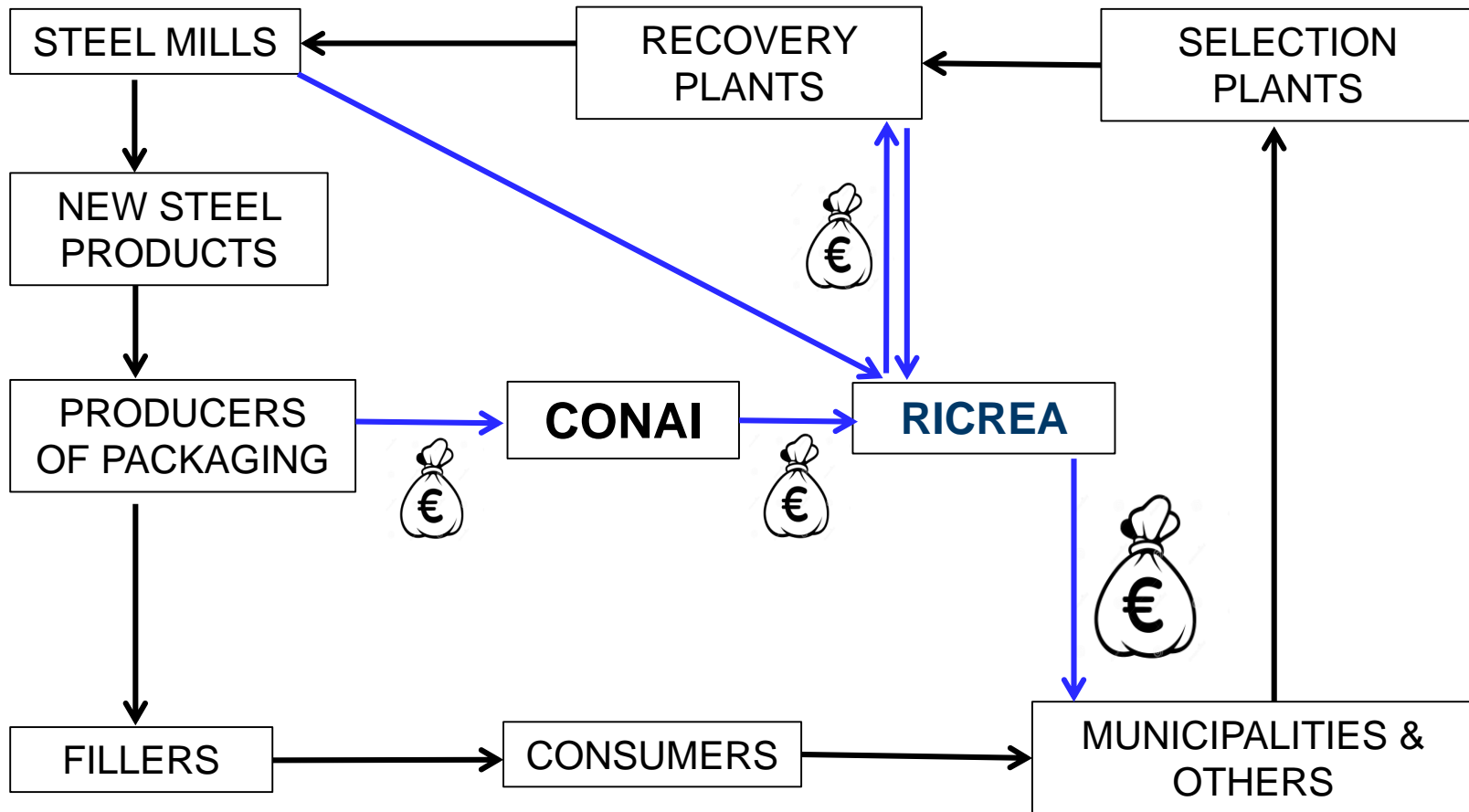
Recycling 1999 to 2017 – A success story



From cradle to cradle



Flow of Waste Material



→ Material Flow
→ Economic Flow

The Financial Mechanism for RICREA

- REVENUES:

- Generated by Environmental Fees (Environmental Contribution CONAI)
- Generated from CAC and scrap sales is almost the same

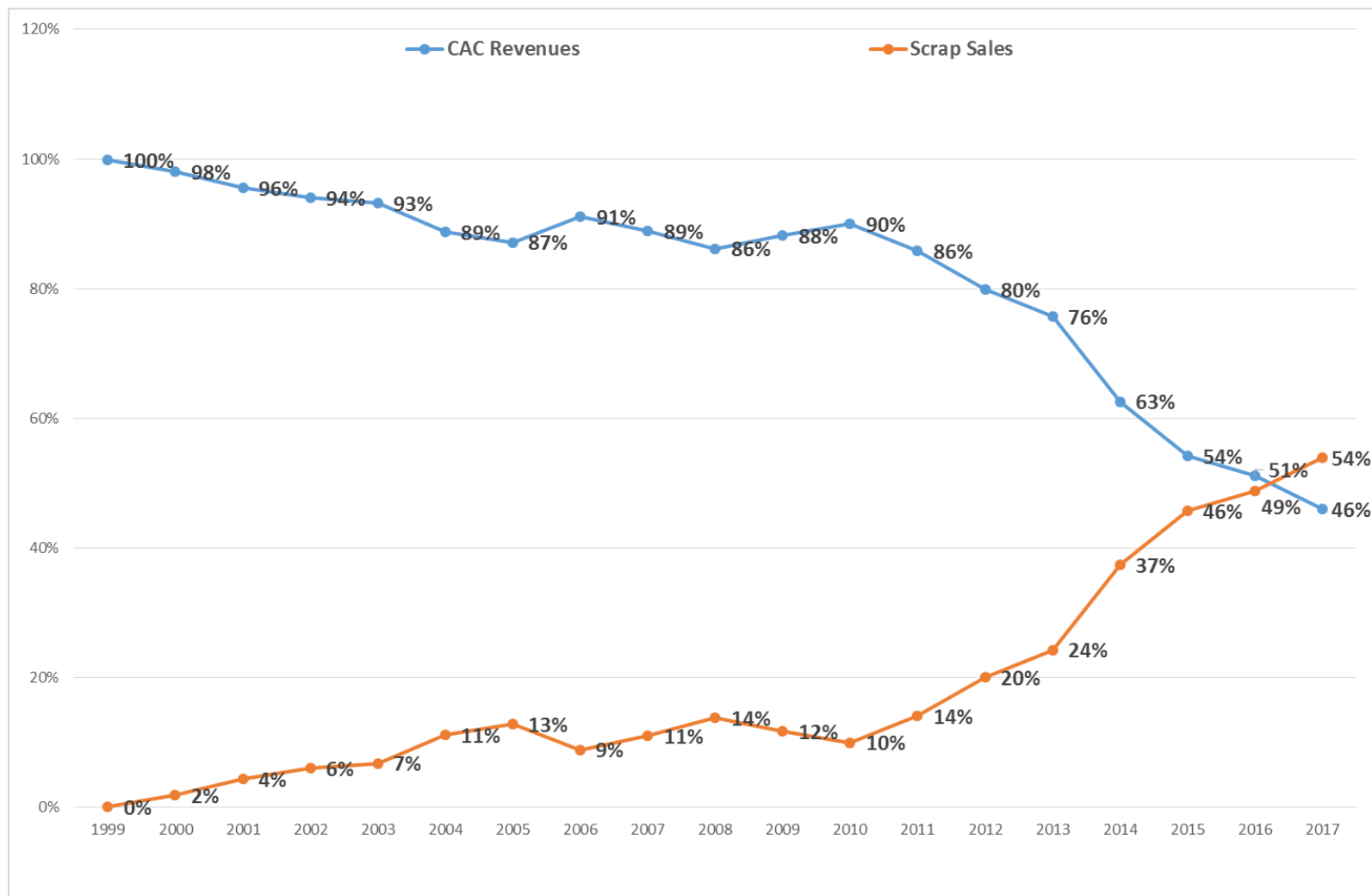
- COSTS:

- Main cost: contribution paid to municipalities for collection (weight and impurity based)

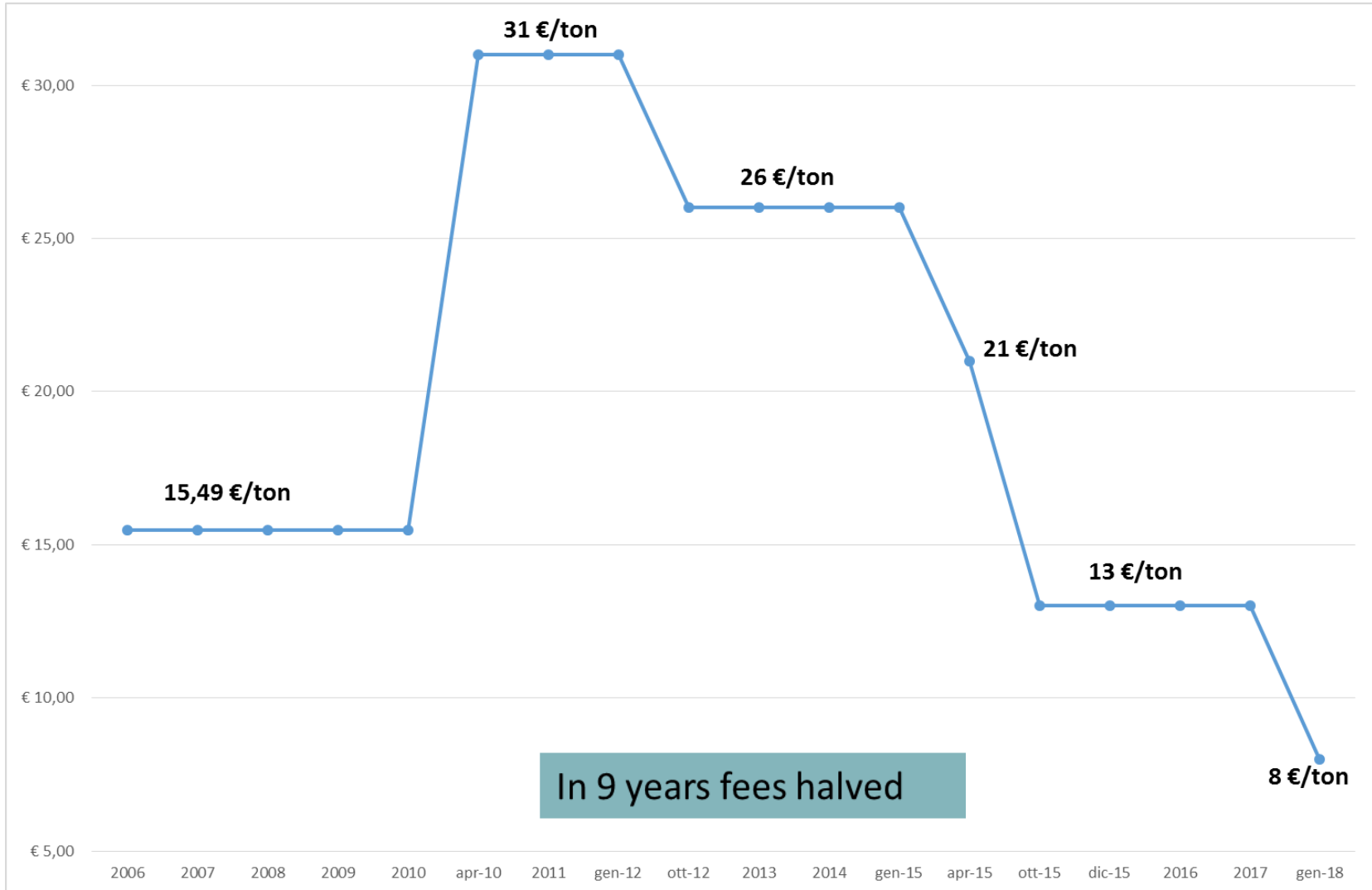
RICREA organizes/manages the collection and recycling of packaging steel from separate flows:

1. Collection of packaging waste created by households and dealt with by municipalities
2. All other industrial packaging waste going to steel service centers

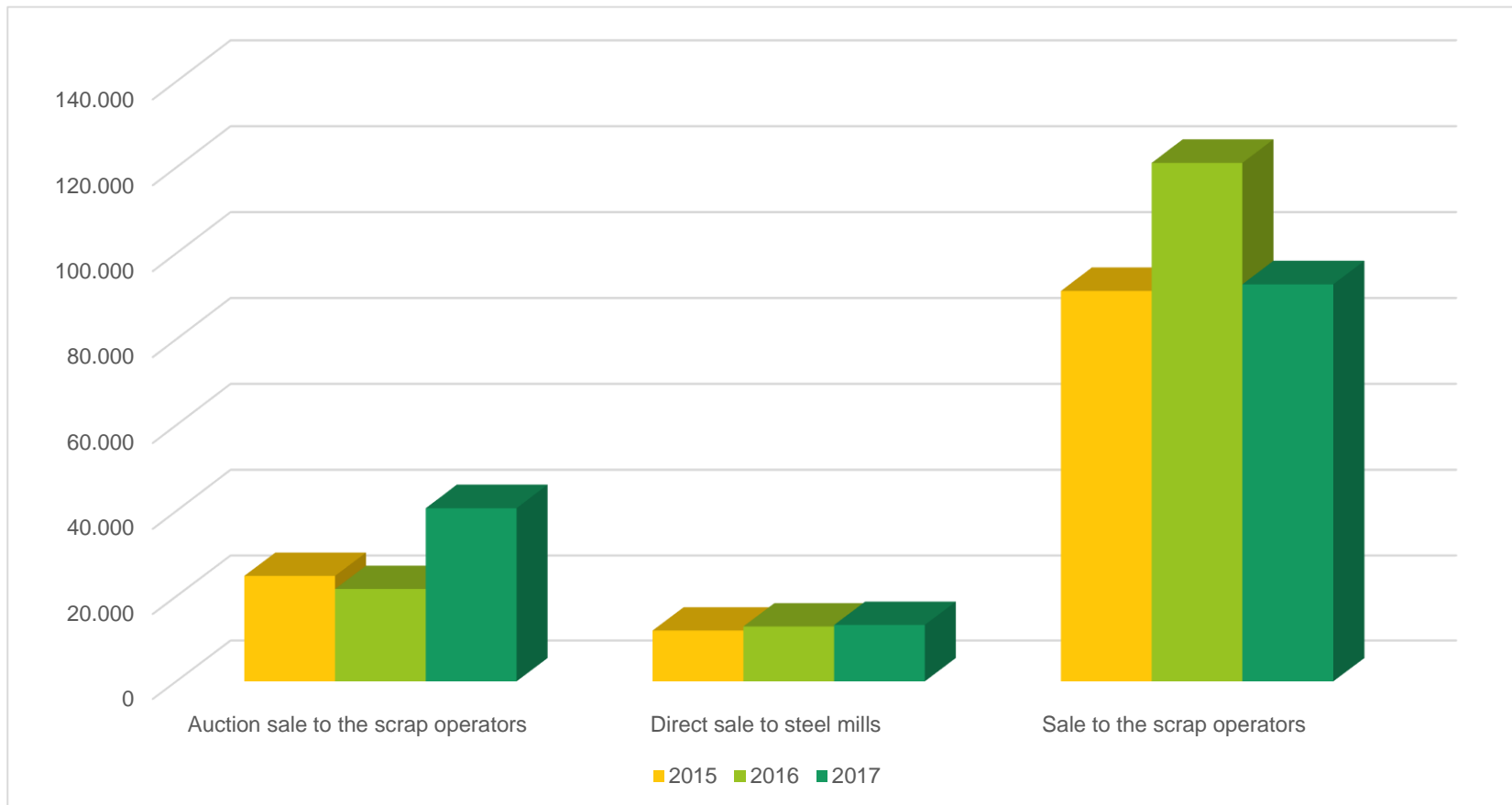
RICREA revenues



Trend in Environmental Fees Conai (CAC) for Steel Packaging



Different type of RICREA scrap sales

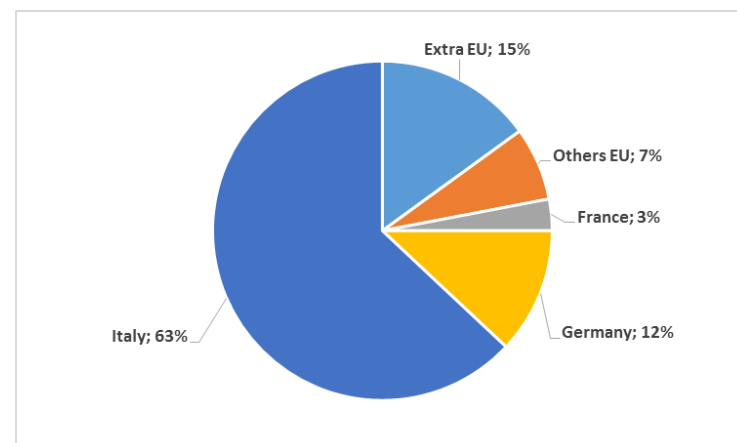


Steel Industry and Market

- Italy is the second largest producer in Europe (after Germany) in the steel industry, 24 Million tons in 2017, and the largest in terms of ferrous scrap recycling.
- The packaging sector is only 4% of total consumption.
- National production is mainly produced by Electric arc furnace, and they are almost all located in north Italy.

Metal scrap quantity balance sheet

	Qty 000 ton (2016)
Total consumption	19.920
Purchase requirement	18.017
National market	11.427
Import:	
• EU (28)	3.933
• Extra EU	2.743



Source Federacciai

Price reporting - national monthly prices by scrap category

Prezzi mensili nazionali per categorie di rottame

ITALIA	E3 Demolizione			E40 Frantumato			E8 Lamierino			E5M Tornitura			Indice NC
	min	media ponderata	max	min	media ponderata	max	min	media ponderata	max	min	media ponderata	max	
	[€/t]	[€/t]	[€/t]	[€/t]	[€/t]	[€/t]	[€/t]	[€/t]	[€/t]	[€/t]	[€/t]	[€/t]	
Gennaio*	155			175			170			135			78,19
Febbraio	140,00	150,90	160,00	160,00	165,73	170,00	160,00	161,60	170,00	120,00	128,75	140,00	75,19
Marzo	150,00	161,49	170,00	168,00	175,72	185,00	162,00	171,83	180,00	130,00	137,59	140,00	80,21
Aprile	175,00	184,53	200,00	185,00	203,04	210,00	180,00	198,76	210,00	155,00	165,16	175,00	92,51
Maggio	205,00	221,11	234,00	218,00	234,32	247,00	220,00	231,53	242,00	182,00	201,87	211,00	109,62
Giugno	175,00	192,24	203,00	200,00	207,60	215,00	195,00	203,22	215,00	162,00	174,81	183,00	95,75
Luglio	175,00	183,44	195,00	190,00	199,89	205,00	190,00	195,92	202,00	150,00	167,63	175,00	91,79
Agosto	175,00	183,28	195,00	198,00	202,70	205,00	190,00	196,48	203,00	156,00	169,49	176,00	92,06
Settembre	170,00	180,84	195,00	185,00	196,87	207,00	185,00	194,38	208,00	150,00	165,38	175,00	90,67
Ottobre	163,00	171,14	188,00	180,00	190,20	199,00	180,00	184,73	201,00	145,00	157,05	170,00	86,14
Novembre	191,00	206,27	216,00	215,00	223,99	225,00	210,00	217,28	232,00	174,00	190,03	200,00	102,80
Dicembre	196,00	211,94	223,00	216,00	227,64	231,00	216,00	226,36	245,00	188,00	197,93	202,00	106,10

* Rilevazione effettuata con precedente metodologia.



Source Federacciai

Environmental and economic benefits generated by RICREA system – 2005/2016

- **119 M€** saved thanks to avoided greenhouse gas emissions
- **350 M€** saved thanks to raw material saved
- **3 Mt** of virgin raw material saved, equal to the weight of 8 thousand Frecciarossa ETR1000
- **4 Mt** of avoided greenhouse gas emissions, equal to the emissions generated in a year by about 1 million cars with an average annual distance of 20 thousand km
- **19.000 GWh** primary energy saved, equal to 11 thermoelectric power plants consumption



European Union
European Regional
Development Fund

Thanks for your attention ...

Valentina Rè
Consorzio RICREA
re@consorzioricrea.org



Camera di Commercio
Molise

